



Professional Photographers of Canada
Photographes professionnels du Canada

2018 Ontario Regional Salon Rules and Regulations

Please read this entire document - there have been changes in eligibility and judging procedures that we hope will encourage more members to enter. Wishing everyone the best of luck in this Regional Image Competition!

Bill Booth

PPOC-ON Image Salon Chair

Ontario.Salon@ppoc.ca

REGIONAL IMAGE COMPETITION RULES & REGULATIONS

ENTRY DEADLINE:

Images can be submitted at ppoc.ca until 5:00pm EDT Friday, September 28th, 2018

JUDGING SALON:

Friday, October 12, 2018
9:00am- 7:00pm (1:00pm- 2:00pm lunch break)

JUDGING LOCATION:

Calla Studio ~ 76 Howard Avenue, Elmira, ON

*All members are welcome and encouraged to attend this **educational opportunity** and salon judging.*

PLEASE READ CAREFULLY AS ENTRIES THAT DO NOT CONFORM TO THESE RULES WILL NOT BE JUDGED

Members must be in Good Standing by the image competition deadline, September 28, 2018, 5:00pm EDT in order to be eligible. Black and White and/or Colour digital files are accepted from those eligible. The maker must have personally exposed the original image(s).

1. Image(s) previously accepted at any PPOC-ON or PPOC National image competition are not eligible. (PPOC-ON Branch level competition images may be entered)
2. Image(s) created at a seminar, workshop, or course, under the guidance or directions of an instructor are not eligible.
3. Duplicate images may not be entered into different classes. Images entered must be dramatically different from those entered in this competition or other accepted PPOC-ON or PPOC competitions (i.e. Other than Wedding Albums and Feature Albums, images taken from the same sitting, session, assignment

REGIONAL IMAGE COMPETITION RULES & REGULATIONS

or subject/model will not be accepted.). The Salon Chair will have the right to disqualify any image that is recognized as being similar to a previously accepted image.

4. Each of an **Accredited** entrant's four (4) images must contain four distinctly different subjects.

5. Members with **Observer or Student** status may enter two (2) images for judging. Special Awards will be available for Observer and Student entries. These images can not qualify for National Affiliate Judging or other PPOC-ON awards.

Each Accredited maker can submit up to a maximum total of four (4) digital files. In addition, a member can also enter one digital Wedding Album (Class 20) and/or one Feature Album (Class 12).

NOTE: There is an additional fee for a Wedding album, and for a Feature album. *(You could enter both plus the 4 image package).*

ENTRY SUBMISSION FEES:

Accredited Member:

Entry of 1-4 images, \$95 including HST

Single Maker Wedding Album: \$65 including HST

Feature Album: \$65 including HST

Early Entry: Friday September 14, 2018

4-Image \$80, Albums \$55

Non-Accredited:

Student 2 Images \$50 including HST

Observer 2 Images \$50 including HST

All entry fees are non-refundable and are paid on-line with image uploading.

**ALL ENTRIES and PAYMENTS MUST BE RECEIVED BY
Friday September 28th, 2018 @ 5:00 pm EDT.**

REGIONAL IMAGE COMPETITION RULES & REGULATIONS

UPLOADING IMAGES DETAILS:

The files must be uploaded to the PPOC website at www.ppoc.ca. Submission Instructions are on the website. The Terms & Conditions Agreement form must be completed on-line and payment submitted.

DIRECTIONS:

*TEXT OR ANY OTHER ITEM THAT COULD IDENTIFY THE MAKER is **NOT** permitted on the image. It is important that your images be listed in the correct Category (**Commercial/General/Portrait/Wedding**) and Class (**Architecture, Fine Art, Portrait, etc.**) with their given titles. The class listings will be in pull-down menus when you go online at www.ppoc.ca to upload your entries. ("Untitled" or "No Title" are not acceptable).*

Digital files will be viewed on an IMac 5k , calibrated with an X-Rite Eye-One Display Pro. The white point is set to 6500K, 120 cd/m2 luminance and the gamma is set at 2.2. All images are viewed at 100%.

Competitors are warned that the Judges or Image Competition Committee will not attempt to redirect an image that is obviously in the wrong category or class, and may be judged as unacceptable. Ensure you have read the category/class descriptions.

Final Entry Date:

Friday, September 28, 2018 - 5:00 pm EDT.

If you have difficulty getting to the payment page after submitting your images, please call head office to confirm your payment went through 1-888-643-7762

REGIONAL IMAGE COMPETITION RULES & REGULATIONS

The category/class guidelines do not mention image quality. It is assumed that all competitors will realize that the technical quality of the images and presentation are one of the important points on which the judges determine their scores.

NOTE: The decision of the judges shall be final. The Jury Chair shall have the absolute and final authority to decide on any question not specifically covered by these rules. All entries will be handled with professional care, but the Image Competition Committee and/or PPOC-ON assumes no responsibility for entries while in its custody, or on exhibition.

SPECS AND SIZES: **Note current standard sizes**

ALL files should be in JPEG format with high-quality compression –**NOT EXCEEDING 6MB IN SIZE PER IMAGE** - and in RGB colour mode, submitted on-line. Use an Adobe RGB (1998) or ProPhoto RGB profile. The file name for each image must include the member ID (without a dash) followed by a dash, then the image number, then an underscore, and then the Title of the image plus the file extension. Ontario Member IDs begin with a Upper Case Letter "O".

For Example:

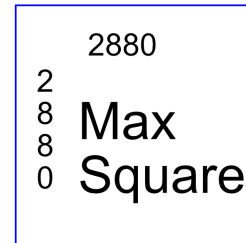

O254-1_Surrealism.jpg when the title is "Surrealism" and is the maker's first image. If the second image title is "Black Friday", then this maker's file name would be: **O254-2_Black Friday.jpg**
Please follow these guidelines for the subsequent images. Your member ID is available on the PPOC website.

File sizes should be no more than **5120 x 2880 pixels Landscape or 2880 x 5120 pixels Portrait Orientation**. All images will be viewed at 100% so it is suggested to size images to fit a 5120 x 2880 pixel "canvas". For example, a square image cannot be bigger than 2880 x 2880 pixels but could be on a canvas that is 5120 x 2880 pixels. Consider the extra canvas area as your "matte" which can have its own colour and treatment just like a conventional 16 x 20 matte board with a smaller print mounted on it.

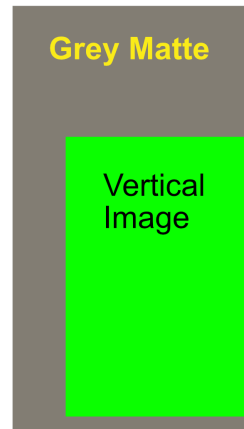
REGIONAL IMAGE COMPETITION RULES & REGULATIONS

Image may be placed anywhere on your Matte. Full Judging Screen is 5120 x 2880 px. If no matte is part of your jpg, the image will be centred. Monitor will be oriented Landscape or Portrait. Best practice - use your own matte to insure your presentation.

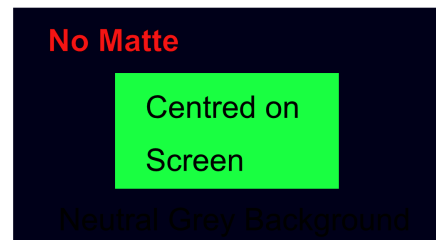
So for artistic reasons, you can place your not-full-size jpg off-centred on your matte.



Choose your own colour Matte



Place anywhere on matte



5K MONITOR

NOTE: For judging, the monitor will be rotated according to the orientation of the image, i.e. portrait mode for vertical images and landscape mode for horizontal images. You are responsible for making sure your images are saved in the proper file format, file size, and colour profile. The use of sRGB is not recommended as it may degrade the quality of your presentation - use Adobe RGB (1998) or ProPhoto RGB profile for best results.

REGIONAL IMAGE COMPETITION RULES & REGULATIONS

IMAGES THAT ARE TOO BIG OR SAVED IN THE WRONG FORMAT WILL BE REJECTED AND NOT JUDGED, NO EXCEPTIONS WILL BE MADE. Final file size (weight) cannot exceed 6MB per image. Only JPEG images are accepted. If necessary, consider reducing the “Quality Compression” setting slightly (say jpg 8) to get below the 6MB limit.

Do not include commas (,), apostrophes (’), exclamation marks (!), an ellipsis (...), ampersand (&), or any other punctuation in the file name. You can use punctuation in your Image Title, just not the File Name.

DIGITAL WEDDING FEATURE ALBUM FILES:

Wedding and Feature albums are now submitted in digital form. Each double page spread in the album should be a horizontal JPEG file, 5120 x 2880 pixels in dimension. Two pages of the album will be on each JPEG file. The pages can be vertical or horizontal but the JPEG file must be horizontal for proper viewing on an IMac 5k. The judges will be viewing two album pages at a time, the same way as a conventional album.

Each file should be named with two digits in the order of presentation in the album, i.e. 01.jpg, 02.jpg, 03.jpg, etc.

There is a limit of 36 files. Use Adobe RGB (1998) or ProPhoto RGB profile. Submit all images on the www.ppoc.ca website.

If you are not sure, or have questions, use your fellow members for advice. They are one of the best sources for help in PPOC.

REGIONAL IMAGE COMPETITION RULES & REGULATIONS

CLASS DEFINITIONS

The following "definitions" of various classes are for the guidance of photographer and judge alike. Competitors are warned that the Image Competition Committee will not undertake to reclassify images which are obviously misdirected. Note: In the event of the same (or virtually identical) image being submitted by two different entrants, i.e., photographer/digital imager/specialist, the image must be accompanied by a Statement of Purpose. The Statement of Purpose must be submitted in PDF form and submitted via e-mail to the Image Competition Chair and contain no more than 75 words explaining the entrant's role and involvement in creating the image. Indicate the purpose of the image(s), for whom it was made, and any other information that would be meaningful to the judges.

ARCHITECTURE (CLASS 1)

An architectural photograph must successfully define and/or portray outstanding architectural features of a building interior or exterior by dramatic use of point of view, perspective and lighting.

FASHION (CLASS 2)

Fashion and Beauty Photography is selling a lifestyle. Creative visual excitement is the goal of current fashion designers. Today's fashion and beauty/glamour photography should reflect this creativity, and also stimulate interest and purchasing appeal within the viewer.

PRODUCT ILLUSTRATION (CLASS 3)

Images in this class must show a product or recognizable service in a unique and appealing way, and stimulate interest and purchasing appeal on behalf of the client.

INDUSTRIAL (CLASS 4)

A successful industrial photograph draws attention to an on-site industrial process or product, illustrating the maker's ability to produce dramatic images under challenging industrial conditions.

REGIONAL IMAGE COMPETITION RULES & REGULATIONS

EDITORIAL (CLASS 5)

Depicting lifestyle or business environments and their story-telling activities, these images typically accompany an article or caption description. In successfully invoking a viewer's interest, these feature-oriented photographs include executive portraiture, annual reports, street photography, business activities in general, and may present images of an emotional, humorous or unusual nature. No Press images within this class.

PRESS (CLASS 6)

Photographs that illustrate a news, sports, human interest or publicity event that have high-impact, lasting emotional response, and often have required the photographer not only to be at the right place at the right time, but to have captured the action or event at its peak, often under adverse conditions. No alteration, manipulation or staged images allowed in this class. Basic colour and brightness adjustments, cropping, dodging and burning-in are allowed. The original capture file (whether jpg or RAW) must be available for review when requested by the Image Competition Committee.

PICTORIAL / FLORAL (CLASS 7)

A fine scenic photograph illustrates natural and/or man-made features of the environment in an aesthetically pleasing presentation of geographic settings or plant material. They must rise above the typical scenery/floral images by application of the same principles common to all landscape artists.

ANIMALS (CLASS 8)

A mixed class covering wild animals photographed in their natural habitat and domestic animals photographed in a location of the photographer's choosing, i.e. studio, barn, corral, etc.

REGIONAL IMAGE COMPETITION RULES & REGULATIONS

CGI (COMPUTER-GENERATED IMAGERY) NEW FOR 2018

CGI (computer-generated imagery) is the creation of still or animated visual content with imaging software. CGI is used to produce images for many purposes including visual art, advertising, anatomical modeling, architectural design, engineering, television shows, video game art and film special effects, as well as augmented reality (AR) and virtual reality (VR) applications.

EXPERIMENTAL / UNCLASSIFIED (CLASS 9)

Images derived from unconventional means or images which defy classification into any other categories. A photographer's creative thoughts and technical skills can be brought to play in the most exciting way through the unusual use of lenses, light, and processing - a print that defies the normal traditions. Not all special effect images must go into this class. For example, an industrial image with special effects, if recognizable as industrial, should be entered in Industrial, not in Experimental/ Unclassified. **Images submitted in this class may be created using Computer Generated Imaging software.**

FINE ART (CLASS 10)

Fine art photography is imagery created in accordance with the vision of the photographer as artist. Fine art photography stands in contrast to representational photography such as traditional commercial, photojournalism and most commissioned traditional photography which is literally representing objective reality rather than the creative vision of the photographer. Work is judged for its aesthetic, often unique, nature.

Included in this class are unusual photographs, individual images or series of images on one entry, and can include classic black-and-white scenes, painterly effects, classic still life, bizarre images, and other unconventional approaches.

The main subject featured in the images in this class must be created using

REGIONAL IMAGE COMPETITION RULES & REGULATIONS

in camera capture, supporting subjects may be Computer Generated imagery.

CONCEPTUAL ILLUSTRATION (CLASS 11) - FORMERLY FREESTYLE

Images in this category are conceptual in nature. They illustrate a story, theme or subject by using the elements of the original image and adding your creative interpretation to build your own concept. As carefully constructed photographic scenes, they can depict visual narratives, events or abstract concepts. The entrant is responsible for all elements of the "post-image" production with the obvious strength of the composition based on what is created from those photographs and with the image still recognizable as a photograph following normal conventions of light, shading, perspective etc.

The main subject featured in the images in this class must be created using in camera capture, supporting subjects may be Computer Generated imagery.

Copyright is a major concern and must be cleared by the entrant. If using other makers' images, written permission to do so must be available for review when requested by the Image Competition Committee.

FEATURE ALBUM (CLASS 12)

A presentation of images depicting a subject or occasion. Album to be judged on image content as well as overall quality of design, flow and emotional impact. No wedding-related images within this class. One album per member. NOTE: The entry fee for this is separate from the regular 4-image entry fee.

PORTRAIT (CLASS 13)

A fine portrait presents an individual or couple in such a way as to reflect the personality of the subject, and also illustrates the personality, artistry, originality, creativity and technical skills of the maker.

GROUP PORTRAIT (CLASS 14)

Group portraits must be comprised of three or more people.

REGIONAL IMAGE COMPETITION RULES & REGULATIONS

CHILD PORTRAIT (CLASS 15)

Portrait of one or two children, 12 days through 12 years of age. Studio or location, contemporary or traditional style.

Class 15 has been changed to reflect the addition of Class 21 Newborn.

FIGURE STUDY (CLASS 16)

Skillful and creative artistic representations of the unclothed human figure; in whole or in part. Examples include art nudes, anatomical studies, life studies, editorial statements. Images may depict nudes in an emotional context or as a graphic design; may include the environment and body paint. Subjects must be at least 18 years of age.

Note: Images may not contain a visual presentation, simulated or real, of a person who is, or is depicted as being, under the age of 18 years, participating in, engaging in or assisting another person to engage in sexual conduct or a lewd display of nudity. This includes images that show sexual intercourse, genitals, nipples, and close-ups of fully-nude buttocks.

Definition of child pornography:

[Link to Government of Canada Justice Laws Website](#)

WEDDING PORTRAIT (CLASS 17)

Image of a bride and/or groom, or two people, one of whom is a bride or groom, or an engagement session, or thrash the dress. (individual or couple).

WEDDING GROUP (CLASS 18)

Image of three or more people, one of whom is a bride or groom.

PHOTOJOURNALISTIC WEDDING (CLASS 19)

Candid in nature and requires the photographer to have been in the right place at the right time to capture a moment of interest, emotion and/or action with neither posing nor prompting. Traditional considerations (posing, lighting, and composition) are secondary to interest, emotion and/or action.

WEDDING ALBUM (CLASS 20)

One album per member. Judging emphasis on story content (from one wedding) and presentation. A minimum of 95% of the

REGIONAL IMAGE COMPETITION RULES & REGULATIONS

photographs in a wedding album must be certified by the maker to be his/her own images. Any images (up to not photographed by the entrant must be identified clearly in an e-mail sent to the Image Competition Chair. The judges will be made aware of which images are not taken by the entrant and will judge accordingly. NOTE: The entry fee for this is separate from the regular 4-image entry fee.

NEWBORN PORTRAIT (CLASS 21)

Portrait of one or multiple newborn babies aged from birth to 12 days old. (A child older than 12 days could be entered in *Class 15 - Child Portrait*) The newborn may be posed in a studio or environmental setting with or without props.

A prop is defined as anything that supports the newborn baby and or enhances the story of the image. If another person is used as the prop, the primary subject must be the newborn.

Safety is a major concern when photographing newborns. All precautions must be used to ensure the safety of the baby.

REGIONAL IMAGE COMPETITION RULES & REGULATIONS

AWARDS CATEGORIES / CLASSES

Commercial

- 1- Architecture
- 2- Fashion
- 3- Product Illustration
- 4- Industrial
- 5- Editorial
- 6- Press

General

- 7 - Pictorial/Floral
- 8 - Animals
- 9 - Experimental/Unclassified
- 10- Fine Art
- 11- Concept Illustration

Portrait

- 13- Portrait
- 14- Group Portrait (3 or more)
- 15- Child Portrait
- 16- Figure Study
- 21- Newborn

Wedding

- 17- Wedding Portrait
- 18- Wedding Group
- 19- Photojournalistic Wedding

Supplementary

- 12- Feature Album
- 20- Wedding Album

Observer - from any class

Student - from any class

Out of Province - 4 images

THE ONTARIO PROFESSIONAL PHOTOGRAPHERS OF THE YEAR

The Photographers of the Year will be chosen from entrants who have successfully fulfilled the criteria of their specific categories. They must have all four (4) entries accepted within these classes (**see PHOTOGRAPHER OF THE YEAR in OFFICIAL RULES**). Winners are then selected by the panel of judges based on overall impact, technical merit, composition, presentation and overall variety of skills exhibited.

The three (3) recipients for the POTY awards will receive: a keepsake Trophy and a full Year PPOC Membership.

REGIONAL IMAGE COMPETITION RULES & REGULATIONS

PLEASE READ THE RULES CAREFULLY, SINCE ENTRIES MUST BE SUBMITTED IN SPECIFIC CLASSES TO BE ELIGIBLE

All awards for Photographer of the Year will then be chosen by the judges based on overall impact, technical merit, composition, presentation and overall variety of skills exhibited.

COMMERCIAL PHOTOGRAPHER OF THE YEAR

Finalists will be chosen from the top-scoring entries based on aggregate rating, of four (4) accepted images in at least three (3) different Commercial classes 1, 2, 3, 4, 5 and 6. Optionally, the 4th image can be from any class including Feature Album (Class 12) and Wedding Album (Class 20) as long as there are 3 different Commercial classes (1-6) accepted.

PORTRAIT PHOTOGRAPHER OF THE YEAR

Finalists will be chosen from the top-scoring entries based on aggregate rating, of four (4) accepted images in at least three (3) different Portrait classes 13, 14, 15, 16, 17, 18, 19 and 21. Optionally, the 4th image can be from any class including Feature Album (Class 12) and Wedding Album (Class 20) as long as there are 3 different Portrait classes (13-16, 21) accepted.

PHOTOGRAPHIC ARTIST OF THE YEAR

Finalists will be chosen from the top-scoring entries based on aggregate rating, of four (4) accepted images in at least three (3) different General classes 7, 8, 9, 10 and 11. Optionally, the 4th image can be from any class including Feature Album (Class 12) and Wedding Album (Class 20) as long as there are 3 different General classes (7-11) accepted.

CLASS AWARDS

A contemporary award has been created to honour the Best of Show from each of the Class categories 1-21.

BEST OUT OF PROVINCE AWARD:

A panel of judges will select the best out of province based on all 4 images and award the best out of province.

REGIONAL IMAGE COMPETITION RULES & REGULATIONS

BEST IMAGE BY OBSERVER / STUDENT:

Award Certificate of Achievement.

JUDGES CHOICE AWARDS:

The panel of judges will each select an image, which in their own opinion is above and beyond all other images based on overall impact, technical merit, composition, and presentation. The entrants selected for these awards [Six (6) in total, one (1) for each judge], will receive appropriate acknowledgement

NOTE: Winning entries are solely the choice of the judges and are not necessarily the highest scoring nor are to be construed as "Best of Show".

TIBOR HORVATH AWARD OF EXCELLENCE:

This award is presented to an **Accredited** member with the highest aggregate score from four (4) accepted prints. The recipient cannot have received a CPA or MPA award from PPOC. The recipient of this award will receive a trophy.

PPOC-ON, on the recommendation of the judging panel, reserves the right to NOT present any award due to lack of entries in particular categories, or if the entries are not of high enough quality to justify the award.

WHAT YOU SHOULD LOOK FOR WHEN CHOOSING YOUR BEST IMAGES FOR COMPETITION

#1 - Keep in mind that when entering image competition, your images are being critiqued by a panel of 5 judges (plus one alternative) who will rotate through the image judging, five at a time. The alternate judge is also available in case of image recognition - where one judge has to remove him/herself from judging a specific image because they know the maker. Although there must eventually be some consensus amongst the judges on any one image to eventually give it a score, remember, each judge has their own view as to what they feel is Not Acceptable,

REGIONAL IMAGE COMPETITION RULES & REGULATIONS

Acceptable, worthy of a Merit, or an Excellence. This is why there are six judges. Entering image competitions is like attaching your heart to a yo-yo. One minute you're up with a Merit; the next you're down with a Not Accepted (stupid judges!). And, there have been instances of submissions receiving a Not Accepted in a Provincial Judging Competition, and then the same submission (with no alterations), receiving an Accepted or higher at a National Judging Competition.

#2 - Not so good news: Images that have positive reactions from clients may not be suitable for competition. Clients will have a strong emotional attachment to your creation; after all, they're either in the portrait or are relating to the subject matter (their kids, family, location etc.).

#3 - Really good news: You can create an emotional attachment between the judges and your submissions by applying all/most of the elements listed below when selecting for competition.

New Emphasis in Judging for 2018

We will be condensing the traditional points that PPOC judges use in adjudicating any image (impact, creativity, style, presentation, lighting, colour harmony, centre of interest, technical merit, story-telling, composition, etc) into 4 categories, each of which will account for 25% of the total score. This will go a long way in mitigating the tendency to score an image an Excellence based solely on impact, as an example. As well, it will simplify the criteria for the new judges, in that, it will be easier to remember 4 criteria instead of 11 – of course, in any challenge, having 11 points will give that judge more latitude to explain their opinion/score.

Four areas that will be considered:

REGIONAL IMAGE COMPETITION RULES & REGULATIONS

- 1) *Impact*
- 2) *Vision*
- 3) *Technical Excellence*
- 4) *Composition*

IMPACT

Impact is the sense of emotion an image creates in you when you see it for the first time. How does the image affect you (laughter, sadness, anger or other strong emotions)? A key component is the relevance of the image to the category of submission. Is it a strong Portrait that defines the category description, a fabulous Commercial image that again expresses the definition of the category. Impact is also defined by all the other criteria and commonly focuses on which category of score (Excellent, High Quality etc) a judge will look at when selecting the score category and the range there.

VISION

Is the visual language used compelling? Is the Photographic and/or Digital art medium used well to convey an idea, a message, a thought, or an impression. Does the selected visual language (light, technique and enhancement) support the intent of the image and category or does it have a negative effect on the image?

TECHNICAL EXCELLENCE

Is the image technically strong. Is the lighting and posing (where applicable) done with excellence. Is the product (car, building etc) showcased with excellence. Is the post production management done with excellence (colour balance, sharpness, retouching and compositing where applicable).

COMPOSITION

Is the composition strong – and possibly innovative? Does the composition support the story of the image? Does the composition support a centre of interest in the image? Is a centre of interest needed in the specific image? Has the photographer used design elements well? Proper composition holds the viewer's

REGIONAL IMAGE COMPETITION RULES & REGULATIONS

attention to the image and emphasizes the message of the image. Good composition can please or disturb the eye depending on the intent of the image.

REGIONAL IMAGE COMPETITION RULES & REGULATIONS

CONTACTS

Ontario Salon Chair

Bill Booth

Collingwood, ON

705-446-2508

Ontario.Salon@ppoc.ca

National Exhibition Chair

Charles van den Ouden, MPA, SPA

205 Humber College Blvd.

Toronto, ON M9W 5L7

416-675-6622 Ext. 4835

charles.vandenouden@humber.ca